









Make Your Own Donut

Materials:

-  Markers or crayons
-  Scissors
-  Glue
-  Glitter (optional)

Instructions:

-  Color in the donut cake and donut icing.
-  Cut out both pieces along the dashed lines.
-  Glue the icing onto the cake.
-  OPTIONAL: For an extra-delicious craft, spread glue on the icing and shake on some glitter to make sprinkles!

SAFETY NOTE:

When making crafts, it is important to keep safety in mind. Children should always ask permission from an adult before using scissors.

